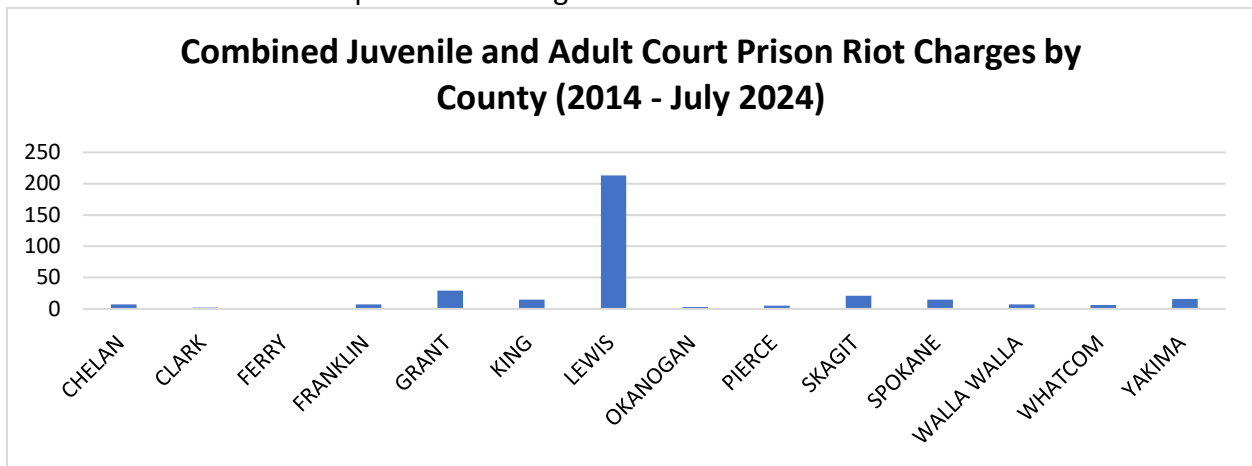


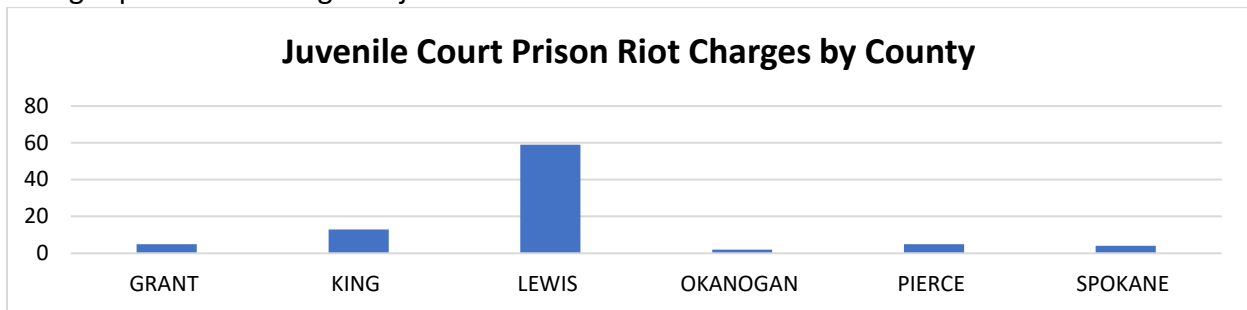


Prison Riot Charges: A Statewide Comparison

Data from 2014 through July 2024 show that Lewis County—where the Green Hill School (GHS) is located—is responsible for the majority of prison riot charges in Washington.¹ In those years, 213 out of 347 total prison riot charges in Washington were filed in Lewis County. In contrast, counties that house large state correctional institutions—Snohomish, Grays Harbor, and Clallam Counties—did not have any such charges. The state Department of Corrections (DOC) reported a population of 13,714 individuals in June of 2024, and most recent data shows that the Juvenile Rehabilitation Administration (JRA) served a population of 315 individuals with 236 of those young people housed at GHS.² The chart below shows that the Lewis County Prosecutor filed 61% of all prison riot charges statewide.



In juvenile court cases, Lewis County prison riot filings accounted for a slightly higher percentage and represent 67% of charges statewide. Only 5 other counties across the state brought prison riot charges in juvenile court.

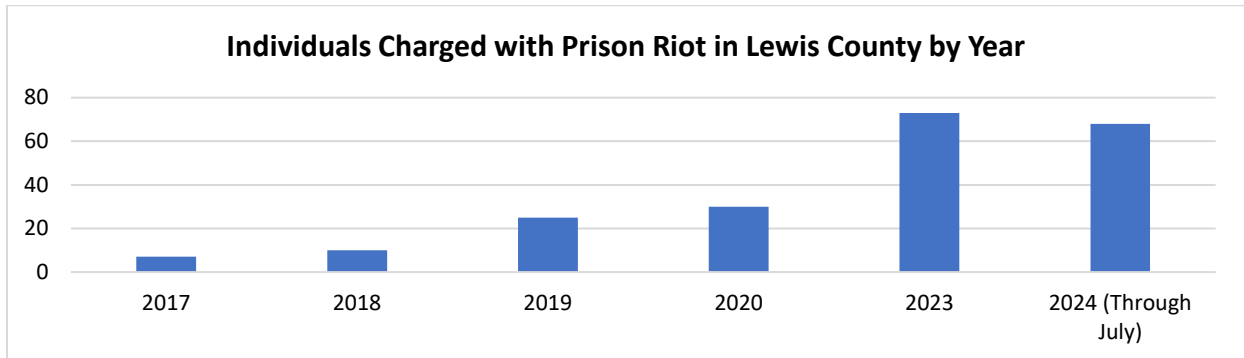


¹ Data collected by the Administrative Office of the Courts (AOC) and provided to OPD via a data-share agreement.

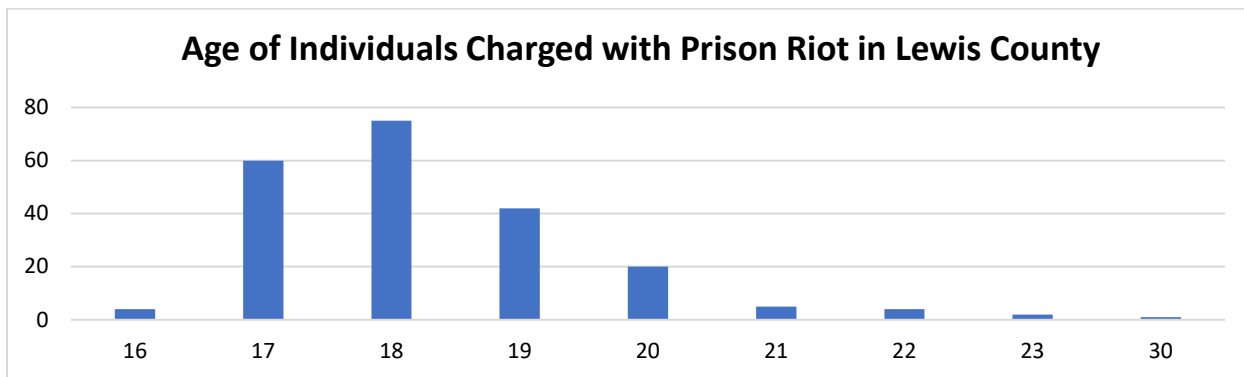
² JR Continuum Weekly Summary November 2024 available at:

https://dcyf.wa.gov/sites/default/files/pdf/JR%20Continuum%20Weekly%20Summary_11.25.2024.pdf

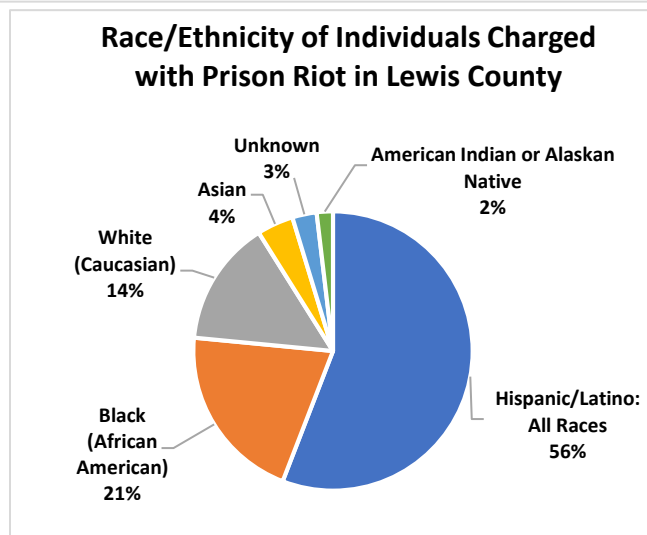
Over the course of the last several years, Lewis County increased its rate of prison riot filings, growing from fewer than 20 charges in 2017.³ The data identifies 68 charges filed in the first half of 2024 compared with 73 charges for all of 2023.



The majority of charges in Lewis County were filed on those aged 19 or younger. Young people 19 and under constituted 85% of charges between 2017 and July 2024. Only 11 people between the ages of 20 and 25 were charged during the same time period.



Of the individuals charged with prison riot in Lewis County, AOC data identified 83% as racially non-white or ethnically Latino between 2017 and 2024. In comparison, racially non-white or ethnically Latino youth make up 49% of the statewide youth population (not limited to system-involved youth) and statewide only 4% of youth are Black.⁴



³ There were no prison riot charges filed in Lewis County from 2014-2016.

⁴ Data from <https://datacenter.aecf.org>